


First choose a position and orientation of your roof top tent on to your Gobi rack. Most common placement is the rear section deployed over the passenger side. Similar to the position of the cross bars shown below.




Orient the roof top tent upside down and install the Gobi cross bars onto the tent rails as shown below. Position the rails equally to both sides and snug down only at this time. Make sure to place a piece of rubber or the like between the Gobi cross bars, tent rails and clamp as shown on the next page





After you have fully tightened all 4 clamps and 8 screws (C). Make sure to trim the screws down so that they are not longer than 3/4" between the top of the Gobi cross bar and the top of the nut, shown below.




Premeasure the distance center to center between the Gobi rack's passenger and driver side roof rack rails where the tent will rest. Set the center curve (R) of clamp (A) both ends of the cross bar to the exact measurement of the roof rack rails, shown below. Orient the smaller lower clamp (B) sideways as shown and tighten down the clamps so they will not move during installation.





Gobi rack cross bars and cross bar clamps properly oriented and tightened down to match the Gobi rack upper perimeter tube.


Gobi rack cross bars and cross bar clamps properly oriented and tightened down to match the Gobi rack upper perimeter tube.




Roof top tent lifted onto the Gobi rack using 4 persons



Position the roof top tent on the Gobi rack as shown so that all 4 clamps are over the tubing



Loosen both clamps (A) and (B) using a 9/16" ratchet wrench or box end wrench. Upon loosening the clamp screw lift up on the tent enough to release some pressure from the cross-bar clamp. Reposition clamp (B) under the rack tube and upper clamp (A) as shown below. Then fully tighten clamps (A) and (B) using a 9/16" box end wrench. Apply the same procedure to all other clamps.





ROOF TOP TENT INSTALLATION ONTO A GOBI RACK USING GOBI CROSS BARS COMPLETED